

Ingredients:



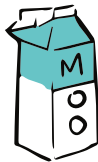
Gummy Worms



Chocolate Sandwich Cookies



Instant Chocolate Pudding Mix

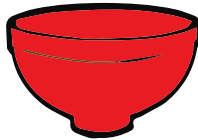


Two Cups of Milk


Tools:




A Whisk



A Large Bowl



Parchment Paper



A Rolling Pin (or Mallet)



Cups



Spoons

Step 1:

Take 12-15 Chocolate Sandwich Cookies and place them under a piece of parchment paper and smash with a rolling pin or any hard object.

Set this aside. For more realistic dirt, scrape off the creme filling before smashing!

Step 2:

Whisk together milk and pudding mix into a large bowl. Set this aside to firm.

Some pudding mixes require cooking. In that case ask a parent or guardian for help! Make sure the pudding is cool before starting the next step.

Step 3:

Time to assemble your worms in dirt! Alternate between sprinkling chocolate cookie crumbs and chocolate pudding in layers into a reusable cup.

Add as many gummy worms as you like!

Step 4:

ENJOY!

